



The Talking Backpack



YEAR OF THE CHILD AND ADOLESCENT

WALKING & SHARING
INTER-AMERICAN



The Talking **VE** Backpack

MISSIONARY PROGRAM



MELBA DINORAH RIVERA














Inter-American Division

Children and Adolescent Ministries

MISSIONARY PROGRAM

The Talking Backpack

Content

	Instrucciones generales	6
	January	
	“TRUTHFULNESS” • M D Rivera	17
	February	
	“COURTESY” • Sandra Pinto.....	25
	March	
	“RESPECT” • M D Rivera.....	33
	April	
	“THANKFULNESS” • Norma Villegas.....	43
	May	
	“FORGIVENESS” • Marisol de Fermín.....	49
	June	
	“PUNCTUALITY” • Ariadne Cuevas.....	59
	July	
	“SERVICE” • Karina Castillo	65
	August	
	“RESPONSIBILITY” • Janet Torres	73
	September	
	“OBEDIENCE” • Alexis Romero.....	81
	October	
	“INTEGRITY” • Kenia Almánzar.....	87
	November	
	“OPTIMISM” • Debra Henry/MDR.....	93
	December	
	“GOODNESS” • Rosalinda De Gracia	101
	MY PLEDGE.....	107



Thanks

We thank those who voluntarily and dedicatedly contributed to the elaboration of these issues. We trust that in the hands of God, they will constitute powerful weapons of salvation for the children and adolescents to whom this program is dedicated.

Message from our president

Times Change

When it comes to childhood and adolescence, we cannot continue with what we who are now adults did, perceived, or liked. Of course, we are not talking about principles but about tastes; how things are done and even the language that is used.

Who would have thought that one could do evangelism and even promote the retention of children and teenagers with a backpack?

We are confident that this new and eye-catching program, "**The Talking Backpack**", will fulfill the goal of helping children and adolescents to be in the "wave" of testifying and preaching without the effort of speaking, because this work can be done without saying a word.

We long for parents, teachers and leaders to feel the satisfaction of their children participating in the great program of "Every Member Involved", and that through "the Talking Backpack " they can bring many children to Christ and provide a lasting experience to the ones who have already surrendered to the Lord.

We pray that each "Backpack" brings joy and satisfaction to the heart of its wearer; curiosity to those who look at them, and especially conversion to the friends of the children and adolescents.

Maranatha,

Israel J. Leito

President

Inter-American Division

“The Talking Backpack”

Dear leader and teacher:

The Talking Backpack is a program of missionary impact that will provide the opportunity for each child and young person involved, to use the most effective means of evangelization based on personal, spiritual and moral growth as a safe means of testifying. It will use a modality that will attract children and young people to follow practices modeled by Jesus Christ. The material presented here will serve as a guide, and it has all the necessary elements to achieve solid changes in the character of those involved and a genuine interest in Christian discipleship.

The plan is designed for one year, with monthly presentations and a follow-up plan. It can be repeated for a shorter period if necessary. This program is going hand-in-hand with the Inter-American theme “Lord, Transform Me!” as well as the world theme “Total Member Involvement”. This initiative was born with prayer; we hope its implementation begins and continues with prayer, so that the seed falls on the good mind of the one who receives it as well as on the one who shares it, and it brings forth the desired fruit, according to Mathew 13: 3 and 23, where we read – “A farmer went out to sow his seed. As he was scattering the seed... some fell along the path, and the birds came and ate it up. But the seed falling on good soil refers to someone who hears the word and understands it. This is the one who produces a crop, yielding a hundred, sixty or thirty times what was sown”.

I rest assured that God, in His perfection and grace, will multiply every effort in favor of the children and young people to whom we minister.

With affection and prayer;

M Dinorah Rivera

Children’s and Adolescent Ministries
Inter-American Division

General Instructions For The Missionary Impact “The Talking Backpack”

Purpose

The year 2018 was designated by the Inter American Division as the Year of the Child and Adolescent. It is to be used in the formulation of a missionary program that complies with the General Conference strategy “Total Member Involvement” and the Inter-American Division theme: “Lord Transform Me”, giving the opportunity to children and adolescents to study, live and share the message with their friends, neighbors and companions.

Special attention should be given to this project so that your organization will be timely, and arouse the interest and expectation of participation.

Objectives

1. Create awareness in the children and adolescents, about the importance of developing a Christ like character; not only to live a fulfilling life, but also to be a witness of what God can do for and with each of His children.
2. Awaken and develop in each child and adolescent the spirit of service and mission.
3. Each child and adolescent must feel that they are part of the Great Commission of the Church by becoming involved in an evangelistic program that will result in the growth of the church and the winning of souls for the kingdom of God.



■ Planning

- 1.** Training
 - a.** Project explanation
 - b.** Logistics
 - c.** Delivery of materials
 - Backpack
 - Accessories
 - Videos
 - Application (App)
- 2.** Committee Organization
 - a.** Committees of
 - Execution
 - Programming
 - Decoration
 - Attendance
 - Refreshments
 - Management of Incentives
 - b.** Publicity
 - c.** Registration
 - d.** Scholarships
 - e.** Finances
 - f.** Scheduling
 - g.** Public Relations
- 3.** Promotions
 - a.** Promotions and videos

■ Missionary Incentive

This evangelistic initiative should be implemented in regular scenarios in which children interact daily: community, school, family and church.

Each child and adolescent, as a part of the program, should witness at his local level. The backpack and the pins will be the way to make initial contact, present the values and invite their friends and others, to participate in the program. As such they should develop new friendships and candidates for heaven.

Each church should keep a record, according to the format, taking into account the child and/or adolescent that has the highest quantity of pins, and participated most fully in the annual program. The program includes one or more projects that will also form part of the program.

Based on the points received, a child or adolescent will receive special mention that may include an invitation to participate in the program of celebration and gratitude to be held by the Inter-American Division.

■ Materials:

Backpack: Will be the carrier of the pins and the main component in exposing the values and lessons that will be studied.

Accessories: “The tool box” and the “Pins/badges” will be related to the themes seeking to inculcate the values and lessons to our members; in addition to being the “seed” that will be “sown” each day during each month.

Videos: These promotional videos will be used for distribution in the churches every Sabbath, and in social media.

“Ve.app”: Application with which interactions will be taking place monthly and simultaneously, giving inspiration and follow-up to the value for the month. This application has been developed in order to maintain the interest in the program, accumulate personal points, invite, testify, share and be a database that serves as an indicator of participation in the program.

■ Logistics

Description of participants:

- b.** Organizers: There should be a Board of Directors for the program according to the Union/Conference/Local Mission guidelines. This Board may be at the district or local church level.
- c.** Director: Coordinates the activities corresponding to the Year of the Child together with the Director of Children and Adolescent Ministries (opening program, monthly program, closing program, etc.).

- d.** Assistant Director: Should be a Children and Adolescents' Ministries Director. Helps with the general organization.
- e.** Secretary - Treasurer: Takes notes and records of the votes, agreements and procedures, budget, gathering of data and monetary income. Works with the Finance Committee.
- f.** Counselor: Elder designated to provide orientation and work in support of the program.
- g.** Associates: Personal Ministries Director and Education Director at the church (or elect one of each at the district level). They should support the program and implement the work plan. In addition, they should help in advising and monitoring the participants to ensure they are correctly doing the work of sharing Christian values and principles with others, and how to approach people to share the gospel, etc.

■ Collaborators

People involved in the different committees.

■ Publicity

Make public announcements of the missionary program to the church and the different beneficiaries. Draw up a plan for verbal, printed, electronic/virtual and public promotion.

■ Registration

Deliver enrollment forms to parents and review them when processed. Tabulate registration forms and collect data for statistics. Pass data from relatives to director of missionary work for visitation. Pass data on payment agreements (as established by the Union, Conference or Mission) for scholarships or finances as appropriate. Prepare a 'booth' for registration in a park or a strategic place with prior authorization. You can organize a recreational activity to attract the attention of more participants and involve the person in charge of finances.

■ Scholarships

Make a socioeconomic study of the population to be reached; contact individuals who may be able to offer scholarships to the children for this activity; involve all the church in fund-raising activities to collect funds and donations.

■ Finances

Together with the Board make a general budget of expenses, provide financial plans, administer the resources provided by 'scholarships', make receipts of income, give expense reports, etc.

■ Scheduling

Prepare a calendar in the church 'Bulletin board' or other medium provided to place the important dates and program follow-up.

Announce, promote and give follow-up to the schedule and activities of the monthly and annual program.

This is a permanent committee during the entire Children and Adolescent year.

■ Prayer

Make a prayer roster for visitors and members who wish to pray for the program.

This is a permanent committee during the entire Children and Adolescent year.

You can be creative and place a section with photos and names, an album or petition box with the names of those for whom they will be praying.

■ Public Relations

Find the places, make the requests, gather the appropriate permits for promotional meetings, registration, launching, monthly meetings and closing.

■ Security

Verifies that the facilities are in good order, and there is no risk for children and parents according to the child protection guidelines established by the church.

■ Beneficiaries

Children and Adolescents of the church: Members and visitors attending the church

Children and adolescents of the church schools: Every student of our Adventist schools

Community Children and Adolescents: church neighbors, neighbors of members, general community.

■ Delivery of materials:

- a. Backpack: It is the standard of values, and where a value is placed each month. These should be distributed in the initial training session to facilitate the promotion of the launch.



- b. Accessories: These are the pins and/or patches as determined by the Union/Conference/Mission. In addition, the life tool box will be given at registration.
- c. Videos: Both promotional and monthly lessons. We appreciate promoting the principle of honesty and avoiding the creation of cybernetic viruses.
- d. App: It will be the application used to follow the monthly values. This will be ready for use from December 10, 2017, day of the official launch of the Year of the Child and Adolescent. It has games and activities to promote values, memorization and reflection.

1 Committee Organization November 2017

Description

1. Previous Committees:

Each church should organize the **committees immediately after the training**. They should be elected together with the Board of Directors for the Year of the Child, who will form an active part of the previous committees and name the execution committees **to begin immediately**. Other committees may be added according to the local church needs.

2. Execution Committees:

These are the committees that will be in charge of the monthly lessons program being carried out correctly. These will be supported by the previous committees and will lean on them so that each meeting date is a unique experience for each participant.

- a. Programming: From the initial songs to the final prayer, meetings should be organized at least two weeks in advance to have the appropriate people prepared for their participation. It is recommended that they organize and schedule the programming, assign the participations of the entire year at the first meeting and then monitor and make small adjustments according to the needs that may arise.

- b.** Decoration: The emphasis should center on the programming, but the visual images impact learning, and as such, this committee should be in sync with the objectives of the missionary program, the value of the month and the annual programming. Try to have the occasional participation of families and parents in the decorations or in giving ideas.
- c.** Attendance: It is essential to have a list of those registered to verify their attendance from the beginning of the program. In each meeting lists should be updated, and attendance taken. Take participant statistics. Organize participants according to visits and guests involved. Take the list of new participants to the Board, and especially to the Director of missionary work for visitation and to encourage the integration of the family to the church, etc.
- d.** Refreshments (Optional): Organize a small food collection for the opening of the program, for each monthly meeting and for the closing program.

2 Monthly Section Execution January 2018

■ Outline

- 1.** Launching of festival opening
- 2.** Execution Committees
- 3.** Monthly program
 - a.** Program order
 - b.** VE.app
 - c.** Testimonies
 - d.** Personal Missionary Project

Launching of festival opening:

Will be transmitted live December 10th, 2017. On that day the backpacks will be given to those registered.

Execution Committees

They are the previously mentioned committees and they will ensure that the monthly program lessons are carried out correctly. These will be supported by the previous committees and will lean on them so that each meeting date is a unique experience for each participant.

Monthly program

This will begin on the 2nd Sabbath or 2nd Sunday of each month. In the first month (January) the life tools box, pins and/or initial patches will be distributed.

Suggested program order: (it may vary according to local needs)

- Distribution of lists and registration of new participants
- Song Service
- Welcome
- Prayer
- Theme Song
- Presentation of Theme

- Meeting with Stella and Mathew
- Thinking and Sharing
- Exploring together
- Thinking together
- Praying together
- Enjoying together
- Project
- Farewell
- Theme Song
- Closing Prayer

■ **VE.app**

Each participant will be able to use the application and add points that they will be able to exchange and accumulate according to the degree of difficulty reached; in addition to the follow-up and daily connection to the value of the month.

■ **Witnessing**

This is the opportunity for the backpack to speak alone. Each participant should pay close attention to discover who is interested in the “Ve. app”, “the life tool kit” and the “talking backpack.” As such, they should come up with different ways of recruiting new members for the kingdom of heaven; those who want to learn about eternal values.

In addition, during the monthly program they will have the opportunity to share with the others the victories they attained during the month.

■ **Personal missionary project**

It is the individual creation of a missionary project where others are impacted and where the value learned is applied. For example:

■ **Joint missionary project**

It is the realization of the mission project of impact and practice provided by the presenter, and that already forms part of the material.

3 Conclusion and Follow-Up Section December 2018

■ Outline

1. Final general missionary project

- Hope Cards
- Each Conference/church will select a place where they will take the cards, it can be in the community, in a hospital, in a home for the elderly, etc.

2. Festival of gratitude

- Program:
 - Songs
 - Testimonies
 - Winning prizes at the Division level
 - Awards to participants (local)

3. Pathfinders/Friendship Club

Invite and register in the different church programs: friendship clubs, youth clubs, EBV, etc.



JANUARY

"The Small Box of TRUTHFULNESS"

Discovering Our Loyalty

By: M D Rivera



Guide Bible Verses

Psalms 119:34 – “Give me understanding, so that I may keep your law and obey it with all my heart!”

Acts 5:4 (u.p.) – “You have not lied just to human beings but to God”.

Specific Objectives

- Know that everything that we do is seen by God. Truthfulness is a quality that should characterize all who wish to be respected, and who respect God and others.
- Know that practical daily truthfulness makes you more like God, who is the Truth. To Him we owe our loyalty.
- Make genuine truthfulness an integral quality in the life of each boy, girl and adolescent.

1

Meeting with Stella and Mathew

- Show the box of truthfulness they will obtain that night, asking questions about the different accessories and what they represent.
- Watch video.



2

Thinking and sharing

- a. How much importance do you think this behavior will have in the life of Stella?
- b. What is a white lie?
- c. Why cover up the truth?
- d. Why is truthfulness important?

3

Exploring together

What is Truthfulness

Truthfulness is a quality whose virtue is appreciated because it is in agreement with the truth and adjusts to it. It is a positive moral value that looks for and always professes the truth.

The meaning of truthfulness is intimately related to everything that refers to truth or reality, or to someone's ability to always tell the truth and be honest, frank, and have good faith. Therefore, it is the opposite of hypocrisy, and/or falsehood.

We designate as a truthful person one who adjusts or adheres to the truth, or the person who always, in his words, works, or actions is true to the Truth.

For example, (go to where the person is or call people to the front) I can say for certain, that this young man is dressed in blue. I'm being truthful. But if I said I felt bad because all the people were dressed in blue, I'm not being truthful.

Synonyms of truthful would be authentic, true or trustworthy, when used in reference to the veracity of a thing, and sincere, honest or frank, when used in reference to a person. Antonyms would be false, uncertain or dishonest.

Sometimes we are so accustomed to dishonesty that we do not realize that what we consider common is actually a false and dishonest behavior in our daily proceedings. It comes from the desire to be considered better than we are, and to pretend to have and be what we are not.

In the Bible we find several instances of dishonesty and the consequences of such behavior. Behavior is not the beginning of the problem, but the result of daily practice, starting with seemingly minimal things that escalate to situations that can be very damaging.



In the Book of Acts, Chapter 5, we find the sin of Ananias and Sapphira. This couple promised the church the money from the sale of real estate. However, when they saw a large amount of money, envy and greed overcame them and they changed their minds. They asked,

why did we offer so much? We deserve money too ... and in common agreement, they kept part of the money and put the other part at the disposal of the Apostles as if it were the total amount of the sale. But the things we do are not hidden before God, and Peter said to him: – “Ananias, why did you let Satan dominate you and make you lie to the Holy Spirit by keeping some of the money you were paid for the land? Wasn’t the land yours? And since you sold it, wasn’t it your money? Why did you think about doing this? You have not lied to men, but to God.” When he heard this, Ananias fell dead. Then came some young men, wrapped the body and took him to bury.

So, what was the problem, the money or the lie?

About three hours later, Ananias’s wife entered, not knowing what had happened. Peter asked her: “Did you sell the land at the price they have said?” She answered, “Yes, at that price.”

Peter said to her: “Why did you agree to put the spirit of the Lord to the test? Here come those who took your husband to bury, and now they will take you too.” At that very moment she fell dead at the feet of Peter. When the young men entered, they found her dead, and took her to bury by her husband’s side. And all the Church, and all those who knew these things, were filled with fear.

Other incidents in the Bible and in our daily life do not result in a punishment or end so immediately, but the reality is that we do not know when it can happen. Nor do we know when and how it can end our life, no matter how grown-up or how young we are. Many of us know about the tragedies and illnesses that ended with a life that apparently had a lifetime ahead of it, but that resulted in a very short one. And if punishment is not immediate, these actions can lead to very harsh consequences. None of us knows how many our days will be, no matter how young or adult.

Many times, we play with the feelings of others by saying harsh words that are not truthful but that hurt their feeling, so that others suffer as we are suffering. In some cases, the injured person takes steps that they come to regret and we would like to have the opportunity to take back and not have done what we did. But what's done is done and it's too late. Although the result of our lack of veracity is not immediately seen, the evil leaves footprints and destroys character, feelings, trust and people.

We begin a year of opportunities to develop our character and become people full of the likeness of God. We believe it is appropriate that the first value to be developed is truthfulness because to make changes or to fully learn, the first thing we must do is to be truthful with ourselves. The reality of who we are, and what we need to change, emulate or leave behind.

The talking backpack will speak about what you are. The first accessory you will receive we call "the box of truthfulness" because in it you will find the "supplies" necessary for a life full of triumph and positive influence on those around you. We will be referring to each one of the accessories month after month during the year. Every day, when using this box, remember to be truthful in what you do and say. Let's begin with our conversations and games with friends and family.

4 Thinking together

Since we have understood how important it is to have this value as part of our character, we must practise it daily until it is part of us.

It is said that it takes seven (7) consecutive days to change or form a habit. Let's choose to start today with those 7 days so that when we see each other again we can hear testimonies of victory. It is not easy to change behavior if we do not purpose to do so, and as we said, the first ingredient of truthfulness is to be truthful with ourselves.

Have you ever wondered what is required to be truthful? How does Jesus help us to be truthful if He gives us freedom to do what we want? Now we are going to divide into groups, choose a leader who will present the answers to each question from your group; each group should present their answers in writing. The teacher will be going through each group and can give you ideas. We will close the section with the answers presented by the leader of each group. (Share the results of the questions by group).



Questions:

1. What was the sin of Ananias and Sapphira and how could it have been avoided?
2. What leads us to falsify behaviors and what we say?
3. What action or behavior makes it hard for you to stay truthful? Why?
4. What do you propose to do to change this bad habit?

5 Sharing together



We're starting a year of victories for our character. Each month we will enjoy a relevant topic and ethical, moral and spiritual formation. In this section, every month, we want to hear testimonies of what you have accomplished during the month, and how it has impacted your life and the lives of those around you.

Today we will listen to testimonies of what some expect to achieve with this program of 'The Talking Backpack'. Let us listen.

End the section emphasizing the importance of the people that were impacted thanks to the Backpack.

6 Worshipping together

Right now, we are going to pray in groups of four or five. We will divide according to the colors of your dress/shirt. We will pray for the following reasons:

- a.** May Jesus help us to be truthful in the small and the great. (Refer to the response you made to question 3 in section 4).
- b.** That we can be known for our truthfulness even if our friends decide not to be friends anymore.
- c.** That we may be an example to others so that they want to know God because of what they see in us.

These reasons suggest that children write them on a paper which they can stick in their room and continue to pray for them in their homes.

7 Sharing together

Illustration: Take a wire clothes hanger with some pants on it. Take off the pants and undo the top part of the hook. Place a foam ball on each point. Pass the wire hanger to the children present (You can do this by groups or rows, or just choose a group of children), and ask them for



every occasion that they have not been truthful to make a bend on the wire and pass it on to the next child; So on and on. Show the hook as it is when the group ends and that as much as you want to straighten and screw the ends as they were, you can not make the same hanger again. That happens with truthfulness. Every time we say something that is not true, things start changing to become unrecognizable, including our character.

Project

1. *Invite friends attracted by the truthfulness box to the upcoming meeting.*
2. *Mark on the winning sheet each time you overcame the temptation to behave falsely (or to not being truthful).*

8 Farewell

Finish the program with the theme song, and an invitation and motivation for the next meeting. Remind them that at the next meeting they will have the opportunity to share their experience with the accessory received (the box of truthfulness). Show the pin/patch they will receive at the next meeting and have a closing prayer. Distribute the box of truthfulness while the children are coming out.



FEBRUARY

"The Clip of COURTESY"

Attitude That Links
Us To Others

By: Sandra Pinto



Guide Bible Verse

Mathew 6:8 – “Therefore do not be like them. For your Father knows the things you have need of before you ask Him.”

Specific Objectives

- Know that courtesy is a value that is expressed through words and acts of kindness.
- Feel that courtesy brings joy and is the result of contributing with my words and actions to better the conditions of people in need.
- Do what is within my reach to help people that are around with their needs.

1 Meeting with Stella and Mathew

Watch video. (In this lesson, the video is shown after the story).

2 Exploring together

Scenario: A person dressed as a sower (see Biblical times) taking the seeds out of their backpack to spread them. A sack (filled with any material, at the top put in a cup or a bag with seeds.)

The narrator of the story says: We also come prepared with a backpack where we will put many seeds to spread and sow everywhere. They are seeds that give delicious fruits; that produce happiness, love, peace, joy, friendship, and many other blessings.



Introduction: The Bible has fascinating stories that teach valuable lessons for old and young alike.

In the previous lesson we learned that Jesus taught his disciples the parable of the sower, who carried a bag with many seeds to sow. We are also sowers and we are placing in our bags precious seeds to scatter and sow in the hearts of the people that surround us: our parents, siblings, friends, classmates and many others. We have already placed in our bag the seed of Truthfulness.

The person narrating the story goes to the side (there should be some seeds, whichever you are able to find) and picks up with his two hands a handful of the seeds, then says: Which will we plant today?

Let us pay attention to the story that Stella and Mathew are bringing us today.



3 Exploring together



STELLA DISCOVERS THE SECRET OF MATHEW'S HAPPINESS

Stella did not know why Mathew was always happy when returning from school. She was moody, and locked herself in her room and could not hear the exciting stories that Mathew told their mother every day. All she did, was grumble, and talk about the injustices in school, in the church, in the world, but never took time to figure out that she was part of those injustices in the world around her.

One day she couldn't stand it any longer and went up to Mathew, saying to him: "Why are you always so happy and I hear Mom congratulating you and sitting down on the sofa to hear what you have to tell her every day? I do not know what is so exciting to you about going to school and to church. There are always injustices there and no one does anything to end them."

"Sister, tomorrow stay and listen to the marvelous stories that I will tell mom and you will discover the secret of my happiness."

Stella was anxiously waiting to come home, to hear the reason Matthew radiated happiness. The bell that ended classes barely rang, and she was already on the bus to get home soon. She didn't want to get there after Mathew. She didn't want to miss anything from the story. She ran into the house, screaming, "Mom, Mom, is Mathew here yet?" "I want to hear his story. I want to hear his story." The excited mom said: "He will soon arrive. I've prepared some delicious cupcakes, so we can enjoy it better, I made your favorites." Stella's mom knew that the stories would change Stella's life, so she created a peaceful and welcoming environment.

When Mathew arrived, Stella was already prepared

and ready to hear what her brother had to say.

Mathew began: "Mom, remember that I told you about Paul and the problems that he has at home?" "Yes" -the mom said. Well today I spoke to the public assistance office, and they will help his Dad find a job and his mom will be able to stay home and take care of his little siblings. Do you remember Martina, who everyone made fun of because of her torn uniform? Well, we took some delicious pastries, we sold them and with the money, we could buy her a new uniform. If you could see how happy she was? Ah, but I had not told you about Mark. He mostly kept to himself during recess. He was sad, but now everyone wants to play with him, since we discovered that he is very skilled at throwing the spinning top, and everyone wants him to teach them.

"Being courteous is very exciting" said Mathew. Tomorrow I will bring you more stories, mom, since I still haven't told you about Angel, who is having difficulties with mathematics. Juanita has not been able to make up with her best friend, Santiago..." "Well, well," -said the mom, "tomorrow we will have more time to hear more stories, right now let's have lunch, I am very hungry."

When both turned to look at Stella, she had tears on her face. She only said: "My brother is a super hero. That is why he is so happy. I only limit myself to criticizing, but you are saving the world from injustices through your acts of courtesy towards the people around you; you always think of helping others. You help them solve their problems. You treat them in a kind and respectful manner. You help them discover their talents; you inject them with your enthusiasm and happiness. Do you need an assistant? I want to be courteous like you!"

Let's watch a video where we can notice how Stella changed her attitude, and learned how to be more courteous.

God is our biggest example of courtesy, of love and service. In Mathew 6:8 he makes us a beautiful promise. Let us see what it says: Repeat after me.

Let us review what we have learned. That is why I am going to ask you some questions.

4 Thinking and sharing



Questions:

1. What seeds did we put in our backpack today?
2. What was Stella's attitude?
3. What was the secret of Matthew's happiness?
4. How did Matthew show his courtesy?
5. What else could we do to show courtesy?
6. How would you show politeness if a friend falls.
7. How would you show yourself polite, if you're making fun of someone?
8. How would you show politeness, if someone in your class, carelessly, makes your pencils fall?

5 Sharing together

Section dedicated to giving testimonies of personal, family or community impact.

Share what they experienced during the month, regarding the value and how their backpack "spoke" alone.

Create questions that will motivate you to live, to respond, to encourage and impact and witness.

6

Worshipping together

Praying Together:

Children and adolescents are asked to think of someone who is going through a difficult situation. During the week they will pray for this person; and ask God to enlighten him/her to know how to help this person resolve the situation.

Challenge children and young people to pray for wisdom to make their backpacks speak alone to many who will know Jesus by their testimony.

Pray for every friend who is attending the program.

Pray that every boy and young man is motivated to share what he has learned.

7

Sharing together

Discuss why it's important to be polite.

Explain the importance of treating others as you would like to be treated.

What to do in a situation of seeing someone having difficulty carrying a heavy load in the parking lot?

Make a list of possible scenarios and write on cards. Shuffle the cards and allow each person to choose a card.

Take turns reading the different scenarios. The person who has the first card begins presenting the possibilities that they could think about, and then allows the rest of the group to give their opinions and express their views.

Some 'scenario' ideas:

- You see a woman struggling to open her car door. She has a baby on one arm and a shopping bag with her purchase on the other arm. What would you do?
- A man in a wheelchair is located in one of the grocery store aisles looking up at a shelf that he cannot reach. He's ashamed to ask for help. What would you do?

- Some kids at school mocked the new haircut that your best friend got. What would you do?
- You just heard a juicy gossip about one of the girls in your class. Your fingers twitch, wanting to text your best friend and share the gossip. What would you do?
- You worked on a school project along with a group of friends. You were chosen to present the project to the class. The professor praises you for the good work done, but he did not mention the others. What would you do?



Project

- 1.** *Find a classmate, who is going through a difficult time, and help to solve the problem. Write evidence of everything you did, both to gather information and to help.*
- 2.** *With the help of your parents and siblings, make a list of friendly words that create a polite atmosphere in the home. For example: 'thank you very much', 'please', 'it is so kind', 'with pleasure', among others. Present your list of words and tell share testimony of how this has contributed to enrich the relationship with your family.*
- 3.** *Do four (4) courteous deeds in your neighborhood. Write them down and bring them as evidence.*

8

Farewell

Finish the program with the theme song, and an invitation and motivation for the next meeting. Remind them that at the next meeting they will have the opportunity to share their experience with the accessory received (the box of truthfulness). Show the pin/patch they will receive at the next meeting and have a closing prayer. Distribute the box of truthfulness while the children are coming out.



MARCH

"The Pencil Sharpener Of RESPECT"

Tuning Relationships

By: M D Rivera

(Parts taken from the book Celebrations! by Swawna Vyhmeister and Sonia Krumm which we recommend for this seminar)

Guide Bible Verses

Psalms 139:14 – “I praise you because I am fearfully and wonderfully made; your works are wonderful; I know that full well!”

3 John 2 – “I pray that you may enjoy good health and that all may go well with you, even as your soul is getting along well”.

Mark 12:33 – “To love him with all your heart, with all your understanding and with all your strength, and to love your neighbor as yourself is more important than all the burnt offerings and sacrifices”.

Specific Objectives

- Know that God took special care to form our bodies and He is interested in the physical, mental and spiritual wellbeing of each of His children.
- Feel that the care of our body is part of the practice of respect that we must develop. If we do not respect ourselves, we will not be able to respect others fully.
- Make respect a part of our daily habits. This includes respect for God, for personal and other property, including others as well as ourselves.

1 Meeting with Stella and Mathew

Watch video.

2 Thinking and sharing

Write down questions about the lessons of the video.



3 Exploring together

What is it to be healthy?

It is to be in good condition in an integrated way; physically, mentally, spiritually and socially. In this way, we will be able to enjoy life to the fullest.

Physical: Your body is in optimal condition both inside and out.

Mental: The control and proper expression of emotions.

Spiritual: Recognize God as your Creator; cultivate a personal relationship with Him and decide to obey His laws.

Social: Cultivating positive friendships, develop skills that promote adequate communication with others and with the environment.

How do we accomplish this?

God, our Creator, has provided everything necessary so that we can enjoy good health. What has He provided us, and how should we use it?



Air: Air is life, oxygen for our body.

Did you know that plants and trees are the lungs of our planet? They are responsible for producing the oxygen that is in the air and that we breathe. We need to protect the trees if we want the benefit they provide us.



Water: Water is energy. It moisturizes, promotes the development of your body and keeps it in tip-top condition.

The water, both inside and out, helps us to avoid disease. With good hygiene, many diseases can be avoided.

Sun: The sun renews. It promotes the elimination of bacteria and strengthens the defenses, and it promotes growth. Too much sun can be dangerous. Do not expose your skin to sunlight for a long time. There are certain times of the day during which excessive sunlight may damage your skin. Why is it dangerous to take too much sun?



The earth is surrounded by a layer of gases called the atmosphere. One of these gases is ozone, which acts as a filter against ultraviolet rays coming from the sun. Without the ozone, these rays would burn us. Unfortunately, the ozone layer surrounding the atmosphere has suffered a lot of damage from pollution.

Airplanes and rockets, and even aerosol sprays can produce gases that damage the ozone layer. This means that now the Earth receives more ultraviolet rays. For that reason, you should be careful and not take too much sun, especially when it is close to the zenith, the highest part of the sky.

Always use sunscreen when you are outdoors. This will prevent you from burning and protect you from the sun's rays that could cause skin cancer

Food: Food is the fuel that each part of our body needs. It is important to know what type of fuel we are putting into our body. In the same manner that premium gasoline makes a car run with greater efficiency, our body reacts in the same way to premium food. I will tell you a Bible story that highlights this concept. The first chapter of the book of Daniel tells us that...



Daniel

“1 In the third year of the reign of Jehoiakim king of Judah, Nebuchadnezzar king of Babylon came to Jerusalem and besieged it.

2 And the Lord delivered Jehoiakim king of Judah into his hand, along with some of the articles from the temple of God. Then he carried them off to the temple of his god in Babylon and put them in the treasure house of his god.

3 Then the king ordered Ashpenaz, chief of his court officials, to bring into the king's service some of the Israelites from the royal family and the nobility,


4 young men without any physical defect, handsome, showing aptitude for every kind of learning, well informed, quick to understand and qualified to serve in the king's palace. He was to teach them the language and literature of the Babylonians.

5 The king assigned them a daily amount of food and wine from the king's table. They were to be trained for three years, and after that they were to enter the king's service.

6 Among those who were chosen were some from Judah: Daniel, Hananiah, Mishael and Azariah.

7 The chief official gave them new names: to Daniel, the name Belteshazzar, to Hanniah, Shadrach, to Misael, Meshach; and to Azariah, Abednego.

8 But Daniel resolved not to defile himself with the royal food and wine, and he asked the chief official for permission not to defile himself this way.



9 Now God had caused the official to show favor and compassion to Daniel,

10 but the official told Daniel:

‘I am afraid of my lord the king, who has assigned your food and drink. Why should he see you looking worse than the other young men your age? The king would then have my head because of you.’

11 Daniel then said to the guard whom the chief official had appointed over Daniel, Hananiah, Mishael and Azariah,

12 Please test your servants for ten days: Give us nothing but vegetables to eat and water to drink.

13 Then compare our appearance with that of the young men who eat the royal food, and treat your servants in accordance with what you see.

14 So he agreed to this and tested them for ten days.

15 At the end of the ten days they looked healthier and better nourished than any of the young men who ate the royal food.

16 So the guard took away their choice food and the wine they were to drink and gave them vegetables instead.

17 To these four young men God gave knowledge and understanding of all kinds of literature and learning. And Daniel could understand visions and dreams of all kinds.

18 At the end of the time set by the king to bring them into his service, the chief official presented them to Nebuchadnezzar.

19 The king talked with them, and he found none equal to Daniel, Hananiah, Mishael and Azariah; so, they entered the king's service.

20 In every matter of wisdom and understanding about which the king questioned them, he found them ten times better than all the magicians and enchanters in his whole kingdom.

21 And Daniel remained there until the first year of King Cyrus”.

You and I can take care of our food to receive the benefit of health and vitality far above what we have. This along with the other care then promises to be of great help in our lives.

Rest: Rest restores energy.

Exercise: The human body was designed to move. This was in order to achieve its maximum development in all areas. Exercise gives energy, develops the body and helps in growth. Exercise keeps the mind awake and alert to be able to relate better to others and to God.

What type of exercise do you enjoy? Share with your partner to your right.

Did you know that doing chores in the house and playing with your friends is a way to exercise your body?

When I exercise, I need to breathe deep to get all the oxygen my body needs. The exercise also makes the blood circulate better and makes me sweat. Sweating is very good because when you sweat you eliminate toxins.

Happiness: Is to recognize God and depend on him, is helping others with their needs.

Did you know that you need 34 muscles to put on an angry face, and only seven to smile?

Self Control: It is learning how to make good decisions, including the selection of our friends, controlling our negative emotions and knowing how to express the positive. It is knowing how to put a stop to harming others, not harming oneself or allowing others to harm us.



4 Thinking and sharing together

In groups of five (5), let's discuss the following question: (Make sure you have enough staff to supervise the groups or to rotate for help).

What changes can we make in our lives to enjoy better health and make it more longlasting?



5 Worshipping together

3 John 1:2 Dear friend (place your name here), I (God), pray that you may enjoy good health and that all may go well with you.

That is also our goal in challenging you to develop good habits. It's for you to be healthy. Life has very beautiful things. If we are healthy we are more likely to enjoy the best of it.



Project

Make a poster where you list all the “Rules of Family Respect”. Next to each rule, draw a picture or object that reminds you of the rule.

This chart may have the following rules:

1. Speak respectfully about God. Remain still and attentive during prayer.
2. Knock at the door and wait for permission before entering rooms and bathrooms.
3. Ask for permission before taking food from someone else’s plate.
4. Borrow instead of taking things without permission.
5. Remain silent when someone is talking on the phone.
6. Do not interrupt when a person is talking.
7. Listen when others speak.
8. Keep the house or any other place clean by putting things back to their place of origin when we take them, so that others can find them when they need them and they won’t have to pick up after us.
9. Speak in a respectful manner, even if we are upset with the other person.
10. Eat without complaining about the food they have prepared for us.
11. Show respect and honor others by allowing them to move before us or by giving them the best place, chair or object.
12. Remove the trash when it is full instead of overloading it and making it fall out of the trashcan.

- 13.** *Do not hurt the creation of God (animals, trees, plants and people).*
- 14.** *Close doors carefully.*
- 15.** *Do not make fun of others when they are having difficulties with something; when they are wrong, make mistakes, when they are hurt or if they are different.*
- 16.** *Keep quiet when others are sleeping.*
- 17.** *Take care of furniture, clothing, toys, books, home and vehicle. (Focus on the Family).*

6

Farewell

Finish the program with the theme song, and an invitation and motivation for the next meeting. Remind them that at the next meeting they will have the opportunity to share their experience with the accessory received (the box of truthfulness). Show the pin/patch they will receive at the next meeting and have a closing prayer. Distribute the box of truthfulness while the children are coming out.



A P R I L

"Little Notes of THANKFULNESS"

Noting Reasons

By: Norma Villegas



Guide Bible Verse

2 Thessalonians 1:3 – “We ought always to thank God for you, brothers and sisters, and rightly so, because your faith is growing more and more and the love all of you have for one another is increasing”.

Specific Objectives

- Know that gratitude is a principle that must be internalized and applied in everyday life as a part of our Christian duty.
- Feel that the daily practice of this principle provides enormous personal satisfaction.
- Make this principle into a habit in my life.

1 Meeting with Stella and Mathew

Watch video.

2 Thinking and sharing

Ask questions about what you have just seen in the video.



3

Exploring together

Luke 17

When Jesus was here on Earth, he healed many sick people of various illnesses. Being sick is a terrible thing. Some illnesses are more serious than others, because in addition to the pain or discomfort that causes a disease, it is very difficult to enjoy food, have dreams of the future and do so many other things.

Perhaps some of you have, or have had, some sick member in the family, and you have realized that what you want most for that sick person is to recover health. So, if someone offers you the richest delicacies, the finest shoes, or the most expensive clothes, but also the possibility of being healthy, there would be no doubt that the material things will not be attractive in your mind. You would like to recover health, because without health, you cannot enjoy anything; but with health, you can enjoy even the simplest food.

Well, on one occasion, while Jesus was on his way to Jerusalem, he entered a village, and met ten lepers, who, standing from a distance, begged Him to heal them. The Bible says, in Luke 17:13: they called out in a loud voice, “Jesus, Master, have pity on us.”

Leprosy was a terrible disease. When people were sick with leprosy, they were excluded from their families and society to prevent them from infecting other people. Thus, the patient not only had to cope with the pain of the disease, but also with the pain caused by loneliness and neglect.

We do not know how long they had been sick. The truth is that when they came to Jesus they were desperate, and what they wanted most was to be healed.

Jesus did not ask them to do any difficult thing to fulfill their desire. He only asked them to go and present themselves to the priests.

In an act of faith, the ten lepers turned around and



made their way in obedience to the order. It turns out that while they were going, maybe running, maybe walking, we do not know; what we do know is that while they were going, they were healed. The pain and the bad smell were gone, the sick skin became soft and clean.

I imagine, that when these lepers realized that they were healthy – someone shouted: “Look, I’m clean”. And they started to jump. Others felt themselves again and again, making sure they weren’t dreaming. Others may have started to cry and laugh at the excitement. They could not believe what they were seeing. It was too wonderful to be true. It was such an impression that they might have started running like crazy.

The Bible tells us that when these ten men were healed, only one returned to glorify God in a **LOUD VOICE**: He threw himself at Jesus’ feet and thanked him. (Luke 17:17)

Jesus asked, Were not all ten cleaned? Where are the other nine?

Jesus could not believe that after having received such a large benefit, nine of the ten would have gone, without saying that short but very effective word, for the person who received it; and even more for the person who gave it: ‘Thanks’.

4 Thinking together

Have you been thinking why it is so hard for us to say 'thank you'? Maybe it's because we think little about the many reasons why we can and should be thankful: Let's go around:



Questions:

1. What reasons would we have to give thanks to God?
2. Our parents?
3. Our teachers?
4. Our neighbors?
5. Our family members? ?

5 Sharing together

Over the past month we were working on 'respect', and certainly more than one of you has something to tell us. Who wants to start?

(Allow children to express themselves When they're done, comment:)

-No doubt many lives were impacted with "the backpack that speaks for itself".

6 Worshipping together

Why don't we sing our theme song?

Well, since we have identified some of the many reasons for giving thanks to God, we will tell Him in prayer in a short sentence. Each one will have the opportunity. I will begin; let us pray.

7 Enjoying together



Project

Gratitude Chain. Now is the time to put into practice what has been learned. Here you have 10 cards, think of 10 people you have contact with every day, and that you could give 'thanks' for a particular reason.

Example:

The man at the corner shop; whenever you're going to buy he treats you kindly, then, your note might very well say:

Mr. _____, thank you very much because when I come to buy something from your store, you are always kind to me.
Sincerely _____.

Along with your little note, you're going to give him 10 cards, inviting him to do the same with ten other people. Write down your experience and the reaction of the people. At the next meeting you will be able to share your experience.

8

Farewell

It is time to deliver the pin or patch, because our backpack should display it, and do not forget, this month we will work with gratitude, do not miss any opportunity to say: 'Thank you'.

See you next meeting; until then.



MAY

"The eraser of FORGIVENESS"

Learning From Mistakes

By: Marisol de Fermín



Guide Bible Verses

Nehemiah 1:5 – “Remember, I pray, the word that You commanded Your servant Moses, saying, ‘If you are unfaithful, I will scatter you among the nations.’”

Isaiah 54: 10 – “For the mountains shall depart and the hills be removed, but My kindness shall not depart from you, nor shall My covenant of peace be removed, says the Lord, who has mercy on you.”

Specific Objectives

- Know that making mistakes is human, but they can be avoided when we learn to obey the laws of God.
- Feel that our mistakes can be erased by the grace of God, and that there is restoration and complete forgiveness and learning when we are willing, with the help of God, to do what is right.
- Make our mistakes turn into learning moments for a life and behavior useful and acceptable to God.

1

Meeting with Stella and Mathew

Watch video.

2

Thinking and sharing

Make questions about what was seen in the video.



3

Exploring together

Imagine that you are drawing a beautiful painting and you make an incorrect stroke (show in a large paper a drawing that is being done). Your drawing has been damaged! What would you do? (Let the children respond) do you wrinkle the paper and throw it in the trash? That is what you would surely do, if there was no eraser (use the eraser).

The eraser is a very useful tool to correct something that did not come out as we wanted, because the error disappears. Let us continue, after we have made a mistake.

When we are at home, at school, in the church, in the neighborhood, or elsewhere, there will be a risk of making mistakes. And, on many occasions, we affect other people. We will not be able to delete the errors as we do on paper. But, God uses an eraser He has made available to us so that we can use it as well. (Show an eraser with the word: "PARDONED"). That is forgiveness. And it is a seed that must be sown in the heart of each one of us.

What would you think of someone who made a drawing but refused to use the eraser to remove what he did wrong, and prefers to see the errors? It does not seem sensible, does it?

In the same way, there are people who are not willing to ask God for forgiveness for sin, and much less a person against whom they have committed an offense. They prefer to continue with that ugly stain in their life. Some decide not to talk or not to touch the matter, then they become bitter, depressed and even get sick. That is not what God wants.

In the Bible (2 Samuel 11) we find the story of a king who committed a very shameful crime. He took the wife from a soldier and then sent him to be killed; committing the sin of adultery, because she was not his wife, and that of murder (because he had him killed).



For a while, King David kept his sin hidden. During that time he felt very bad. He said: “When I kept silent, my bones wasted away through my groaning all day long.” (Psalms 32: 3). But he dared not confess his guilt, for he was afraid and ashamed about what he had done.

He calmed down thinking that no one could accuse him, because nobody knew. But there was someone who knew everything. Who was it? Yes, God had seen everything. There is nothing hidden before His eyes.

So God sent the prophet Nathan to tell David that God knew how bad he had done. When the king heard the prophet tell what he believed to be in secret, he felt very bad and recognized his sin. At that moment a message of mercy from God was delivered to him: “The Lord has forgiven your sin.”

In Psalm 51, King David makes his confession and repents to God for the sins committed and humbly recognizes his wickedness. He also asks God to clean his heart and turn him into a righteous man.

We always need to ask God for forgiveness, but at other times it will also be necessary to ask the person we have offended. This is a way of learning from our mistakes.

I think that God has a great eraser, to make each one of the sins for which we request forgiveness disappear.

Do you know why God does this? Let's look at what Isaiah 54:10 (DHH)says: "Although the mountains be shaken, and the hills be removed. Yet my unfailing love for you will not be shaken nor my covenant of peace be removed, says the Lord, who has compassion for you".

How beautiful! He loves us so much that he is willing to have compassion for us as many times as is necessary!

How do you do then when, it is the opposite case, and someone has hurt us? Well, it's our responsibility to forgive. This is also not easy, but it is the solution that God desires.

Deciding not to forgive an offense is like being a prisoner of your own free will. So Jesus, when he taught his disciples how to pray, included in the Lord's Prayer the phrase: "Forgive us our debts, as we forgive our debtors" (Mathew 6: 10).

Jesus knew that there would be times when some people would harm us and make us feel sad, so he established in the model prayer that we would be willing to forgive those who committed any offences against us as a condition so that we would be forgiven of the offenses against God.

He told a story in Mathew 18:23-25, called the parable of the two debtors.

In this parable a king decides to settle accounts with his debtors, among whom he calls a servant who owes him a lot of money. The king demands that he pay his debt and the pleading servant asks that he give him time so that he can complete and pay. Before this plea, the King sympathizes and decides to forgive this man's debt because, really, it would be impossible for him to pay so much money.

Upon leaving the presence of the king, the servant finds another servant who owes him a small sum of money, and with violence requires him to repay the debt.



The other servant pleads to give him time to pay him. But the servant does not heed his prayers and throws him in jail until he pays the debt.

Other servants of the king see what happened and tell the king. This time he is filled with fury and sends to call the servant again, who did not sympathize with his companion. He reminds him that his debt was forgiven and decides to punish him for not granting the debtor the same grace he received.

Forgiving others is a great challenge. Yet, God, our forgiving Father, is our great example.

When someone commits a fault against us, it is as if it were written down in our mind's notebook, but when we forgive, it's like when we use the eraser. It erases what was there, and we no longer remember it.

Martin was very annoyed with John. He had stolen his boat, gone to the lake to play and lost it, and now could not get it back. So, Martin decided to retaliate. He went to the forest determined that John would pay him for the offense. To do this, he carried a hammer, two stakes and a piece of wire.

Upon arriving at the center of the forest, he chose an appropriate place before a curve of the path and, anticipating that nobody saw it, stuck a stake to the right and another to the left of the path. He then tied one end of the wire about 15 centimeters from the ground on a stake, while making sure that it was well tied and stretched.

Now he only had to wait for John to appear on the road and fall into the trap he had prepared for him. Soon he could hear steps, and before Martin could hide there appears Uncle Mathias, an old man who had long lived in the town where everyone knew him by that name. He's a friendly old man and he knows all the kids in the neighborhood. He's surprised when he sees Martin trying to hide and he calls him.

-Hello, Martin! What are you doing here?

"Hello ..., uncle Mathias! ..." said Martin, not very enthusiastically.

-What are you doing here, son? Is something wrong with you?

Martin didn't answer. He couldn't look into Uncle Mathias' eyes. The old man takes him by the hand and walks with him into the trap. When they get to it, uncle Mathias sees it and says: "Who would have been the villain?" Do you know who did this, Martin?

Martin stays quiet and lowers his head.

"I understand, I understand," says the old man, "but why did you do it, Martin?"

-Its, that ... John ... he stole a boat and went ... to the lake, and ... was lost ..., and I cannot get another one - Martin answers between sobs.

-Ah! I understand, I understand. Now you want to teach him a lesson, making him fall and hurt himself.



Yes, that's what I wanted, Uncle Mathias.

-Don't you think it's a very bad revenge? Don't you think, Martin, it's dangerous to make these traps? Do you not see that they can make an innocent person fall? You must do something that only hurts him. But, it is something that serves as a life lesson, something that will affect him so much that he will not forget about it any time soon.

-What?

-Do you really want to know? It is very difficult to apply this punishment.

Yes, yes! Tell me, no matter how hard it is!

Well, listen. The first thing you have to do is take that wire out of there. Then you invite John to your house one afternoon, and when he arrives, you ask your mom for a little lemonade for both of you. After drinking the refreshments, you invite him to go into your dad's tool shed, but ask for his permission before hand. Once there you offer to teach him how to make small boats in exchange for his help. Before the afternoon is over, you will have two small boats made, better than the one you lost, and you have applied a punishment that he will never forget. It may not seem that way, but many times the one who repays evil with good hurts more than any other form of punishment pays. Good for evil hurts more than another kind of punishment that pays evil with evil. And it is always a pleasure to have won another friend. Will you try it?

-Yes, Uncle Mathias. And I know you're right, because my teacher said the same thing a few days ago.

Whatever the case may be, forgiveness is a seed that the divine sower wants to plant inside our heart. Remember that on the cross He said: "Father, forgive them, for they know not what they do" (Luke 23: 34).

He desires for us to be free and happy. With that seed in our heart, we can use the "eraser" every time that we need to. [And speaking to the audience:] How many of you want to use the eraser of forgiveness from this moment forward? May God bless and strengthen your decision.

4

Thinking together

Children:

1. Think of something you did that wasn't right. Did you ask God for forgiveness for that?
2. Did you ever do anything that made someone feel bad? If so, did you have the courage to ask him for forgiveness?
3. If a friend did not lend you his toys, would you be willing to lend him yours the next time you see him?
4. Do you want to ask God to teach you to forgive and ask for forgiveness?

Adolescents:

1. What would you do if the next case happened?

You broke a mirror in your parents' room, and you quickly got out of there so no one would notice. Soon, your sister enters the room and looks at the broken mirror. She assumes that it was your brother who did it and goes out to tell your mom what she just saw. Your mother gets angry and looks for your brother to punish him. What would you do? Would you let your brother be punished for a fault he didn't commit? Would you dare to confess that it was you who broke the mirror, even if you knew they were going to punish you?

2. Do you think the plan proposed by Uncle Mathias to Martin is good? Why?
3. Do you purpose, with the help of God, to strengthen the value of forgiveness in your life?
4. With how many companions will you share what you learned today, helping them to develop this virtue?

5 Worshipping together

- 1.** Hand out sheets of paper and make sure each one has a pencil and an eraser.
Ask them to write down the names of the people for whom they feel disaffected because they have hurt them.
After the list is finished, ask them to take the eraser and delete each name, as they say, "I forgive you because I'm free."
Después de terminada la lista, pida que tomen el borrador y borren cada nombre. Mientras lo hacen decir: "Te perdono porque soy libre".
- 2.** Give several balloons to each child present, including one who has already written the word "forgiven." Ask each one to fill the spaces in the balloons with those things that usually annoy and offend. Put an extra balloon that says "Forgiven." End with a prayer or several prayers thanking God for the forgiveness that He gives, and for the strength that He gives to each of those in attendance to forgive.



Project

During the week, make a list of people whom you have offended. Go and say you are sorry to each one of them and then cross their name off your list.



6 Farewell

Finish with the theme song.

Give them directions and an invitation to return to the next meeting, bringing friends and loved ones.

Distribute the accessory/patch of the month as they are leaving.



JUNE

"The scissors of PUNCTUALITY"

Cutting Habits

By: Ariadne Cuevas



Guide Bible Verse

Psalms 90:12 – “Teach us to number our days, that we may gain a heart of wisdom”.

Specific Objectives

- Know that punctuality is a way of showing respect for God, who is the author of time and who said that “for everything there is a time”, and that it also shows respect to everyone else.
- Feel the satisfaction of being respected by demonstrating a quality of such importance that will determine in great measure, success in life.
- Make this principle a life habit.

1 Meeting with Stella and Mathew

Watch video.

2 Thinking and sharing

Ask questions about the content in the video.



3

Exploring together

PUNCTUALITY

This month we will be speaking about the Value of Punctuality. Do you think this is an important practice in our life? Let us see:

Did you know that punctuality is an important value for God?

Just as we read in the verse, God has His time for everything; to answer our prayers, to sort out some aspect of our life, because he is always thinking about the timing that is best for us, although sometimes we think it takes a long time to answer.

He is always taking care of us, protecting us because he always wants the best for us. Punctuality is an important value because it allows us to be known as punctual people to others. You may ask: how is this possible? It is. A punctual person who always arrives on time to the place where he has an appointment or does the things that are asked in time, is a person whom we can trust. Just as in the story that I am about to tell you.

This story is about a girl named Ritmary who always enjoyed being very punctual, studying and was a hard worker who seemed almost too perfect. Since she was young her parents instilled in her the value of punctuality. She was always the first one to arrive to school.

One day she had a test. She had studied a lot for it, but something unexpected happened on the day of the test. When she was on her way to school, her dad's car ran out of gas. What a tragedy. She would not be able to make it in time, and she had dedicated a lot of time to studying. They sought help, and thank God, a good man shared with them some fuel and they were able to make it to the next gas station to buy gasoline.

Finally, she arrived at the college, although a little late. The father explained to the teacher what happened, and the teacher responded not to worry, that everyone knew that his daughter always arrived early to school. In addition, it was not the girl's fault that the car had no fuel; that's why she had arrived late.

The girl took the test and the following day the teacher congratulated her because she got one of the best scores on the test. From that moment on, she was called the punctual girl.

Do you realize how being punctual can earn you the recognition of people? It's an important truth. How beautiful it is that they can trust you and recognize you.

God has given me the privilege of visiting some countries like England and Japan. And you know, something caught my attention. In these countries, the inhabitants have as a principle punctuality. It is a value that they practice and that is one of their characteristics as a people.

How important it is to practice the values that we learn in our lives as they define us as people.

God also has His time. We can read about it in Ecclesiastes 3:1: "There is a time for everything, and a season for every activity under the sun". He knows what should be done at every moment in our lives and He is always on our side looking out for us; but He also knows how we take advantage of our time and invites us to occupy it wisely.

It says in Colossians 4:5: "Be wise in the way you act towards outsiders. Make the most of every opportunity"

In this last verse God invites us to take care of our time and to use it wisely. There is no better way than to be punctual.



4 Thinking together

Children

In teams of three or four children, comment:

- Why is it important to be punctual?
- How do you feel when you agree with someone to meet somewhere and arrive late?

Adolescents

Make a forum or panel, to comment:

- Why does God have His time?
- How do you feel when you agree with someone to meet somewhere and arrive late?

5 Sharing together

Do you have an experience about the importance of being punctual?

Can you please share it and say how it has influenced your life?

6 Worshipping together

Register your time to pray on the poster. Commit to God to fulfill this purpose.

Ask him to help you to be consistent and punctual in doing so.

	When I wake up	During the day	For my meals	For my family	Before sleep
Monday					
Tuesday					
Wednesday					
Thursday					
Friday					
Saturday					
Sunday					

7 Enjoying together



Project

1. *Make on the church bulletin board, a mural where the punctuality of the children and adolescents is recorded for each Sabbath of the month of June, with the slogan "Cutting Habits".*

Using a graph, place a pair of small scissors for each child or teenager that arrives early. Those that reach four scissors will be rewarded with his patch and life tool for his little box (scissors).

2. *Make cards that speak about punctuality and share them with your neighbors, classmates, church and family members.*



8 Farewell

End with the theme song, an invitation and challenge to bring other friends to the program. Distribute the accessory of the month as they are exiting.



VALUES

LEARNING

WITH ESTELA & MATEO

JULY

**"The magnifying
glass of SERVICE"**

*Looking From Another
Perspective*

By: Karina Castillo



Guide Bible Verse

Mathew 20:28 – “Just as the Son of Man did not come to be served, but to serve, and to give his life as a ransom for many”

Specific Objectives

- Apply the rule of Jesus' love: How do I love in order to build an authentic community of disciples of Jesus?

1 Meeting with Stella and Mathew

Video of Stella and Mathew where the value of Service is reinforced.

2 Thinking and sharing

Make questions about the lessons in the video.

3 Exploring together



“By this everyone will know that you are my disciples, if you love one another”. John 13:35

These next few weeks we will focus on how to teach our children and adolescents to love their fellow man; but it is one thing to teach and a completely different thing to put it into practice.

How do we love our neighbor on a daily basis?

Let us remember the story of the Samaritan woman whom Jesus asked for water. The woman was surprised that Jesus was coming to her because typically, in those times, the Jews had no contact with the Samaritans. But this woman did not know whom she had encountered.

Jesus said to her: “If you knew the gift of God and who it is that asks for a drink, you would have asked Him, and He would have given you living water” (Juan 4:10).

Our Lord
is in heaven
looking
everywhere,
and He
presents us the
opportunity to
help others every
day by through any
part of his creation,
for the building up of
our character.



Sometimes we find excuses for not helping someone because it does not seem to us that they are in need as they say. They may seem to have friends, although in reality, they are looking for you to talk to them when they feel alone.

We really do not know the situation of people and drawing conclusions about their situation could be costly for them and for us. The only one who really knows the situation is God and we must do “good without looking at whom”.

Like excuses, it is also easy to deviate using our words as weapons to hurt others. Many of us are too busy to listen to someone who needs care or to simply donate from our abundance. Others have difficulty expressing love to someone who has harmed them.

However, our Heavenly Father says, “love each other.” And when you ask Him “Why?” He will answer you: “So that others may see that you follow me.”

Application: The next time you receive the opportunity to do good, take it in the name of God. Not only would you be helping your neighbor, you would be serving the needs of your Lord. God commands us to love one another without condition, as He loves us.

DRAMA

Teacher: July has arrived. On this occasion, we will sow in your heart a new value: 'Service'.

What is serving? To help, to work for another, to supply a need voluntarily by doing what is required or available.

Let's look at this story:

Narrator: Santiago was 10 years old, a boy from San Cristóbal – Venezuela. Santiago loved playing soccer with his friends and riding a bike in the city's Metropolitan Sports Park. These were his two favorite activities.

Unfortunately, one day something very sad happened. His family suffered a terrible traffic accident causing very delicate injuries in his spine and legs. The doctor told him he was going to improve but that this process would be very long and painful.

(**Scene 1:** Santiago lying in his room in the hospital, crying).

James (Santiago): I can no longer play with my friends for a long time! Oh, no! I can't go to school ... and much less I can't ride a bike ... oh, no ... now I'll be very lonely here in my room.

Narrator. A group of children, Adventist school students, speaking at recess.

(**Scene 2:** group of three (3) 13 year old adolescents, speaking)

Williangel: Friends, did you see the news? ...

Julio: Yes, there was a traffic accident close to school.

Gabriel: My parents told me also, and there was a 10 years old child in the car.... they took him to the Hospital in critical condition.

Williangel: Poor child. But what are we going to do?

Gabriel: He may be really sad. I think that we can do something and bring him some happiness.

Julio: I think that is a great idea. Let's buy him a small gift and we'll tell our parents to take us there.

(All the children nodded their heads in agreement, and were excited with the idea).

Narrator: And so it was. The youngsters agreed to meet at 4:00 pm, at the front door of the hospital and to visit the child who was going through a very sad time.

(Scene 3: Adolescents entering the hospital room).

The adolescents say hi, introduce themselves and give the child their gift. They continue talking quietly while the teacher does the closing.

Teacher: Remember that when we leave church we show the love and care of God in a tangible manner to many who have never experienced it.

“Also, seek the peace and prosperity of the city to which I have carried you into exile. Pray to the Lord for it, because if it prospers, you too will prosper.” Jeremiah 29:7

“And do not forget to do good and to share with others, for with such sacrifices God is pleased.” Hebrews 13:16

Loving, sharing and protecting people, whether they are family, friends, neighbors or even strangers, is a reality that has been lost over time.

Service is a way to help other people, regardless of the rewards, other than spiritual gratification and empowerment.

When we help others, we are in the service of God. However, “service” is a word that has disappeared from people’s minds. People usually seem to be drowning in their own affairs and are so busy solving their personal needs that they forget about each other.

It is clear that it has been forgotten that one can show love to people through service. Loving your neighbor is a divine commandment, as instructed by Jesus Christ, who even said that it was as important as loving God Himself.

During the time Jesus was on Earth preaching, he taught the importance of service. The Lord, through his acts, showed and at the same time taught to those who followed Him that for Him and for the Heavenly Father every human being is of great value and that the service given to each

one of them demonstrates the love they have towards God the Father and Jesus Christ.

The Savior showed love to men. When being Himself the son of God, He taught that he was among them to serve, and expressed: "For who is greater, the one who is at the table or the one who serves? Is it not the one who is at the table? But I am among you as one who serves" (Luke 22:27). Demonstrating, in this manner, that as He was the Anointed Son of God in the flesh, and gave service, how much more should the others do!

In Mathew 20:28 we read: "Just as the Son of Man did not come to be served, but to serve, and to give his life as a ransom for many". Jesus is our example, and as Christians, we desire to follow Him and look more like Him. Being a follower of Jesus is not only accepting His teachings, but also acting as He acts. Let us go from concept to practice, from ideas to action.

4

Thinking together



Questions:

1. If you are going through a sad situation, would you like to feel the affection of other people?
2. In what way can you be of service?
3. What excuses do we use to not help others?
4. Look for a Bible verse that speaks about helping others.

5

Sharing together

Dynamic: The Tree of Service (10 minutes)

- Separate those present in groups of ten (10). Have children and adolescents separately.
- Give them regular paper and toilet paper rolls, colored markers and anything else that can be used to make a beautiful paper tree.
- Prepare a place on the platform or somewhere else.
- In advance prepare some paper birds, or include the making of them in this activity.
- Ask them to write on each of them an act of service, a biblical verse about the service, or a prayer for a special person that you know needs others to pray for him/her.
- In this section we will allow the children and adolescents to give their personal testimony of how it was in the activity of this month - going to an orphanage or hospital.

6

Worshipping together

Jesus invites us:

To come out of our comfort zone, and to leave selfishness aside, to change the priorities that center around ourselves and to favor others, putting ourselves at their service.



Activity: Prayer Chain

Cut narrow strips of paper, cutting across the width of a sheet, and use them to assemble paper chain. On each link of the chain write a prayer for someone you know who is suffering, the family of some needy or some sick person. Staple the tips of each strip to form a link, hooking each new link with the previous one before stapling. Place the chain somewhere where you can see it and remember those people.

Offer a special prayer for the requests they have written and for the children and adolescents in general.

7

Enjoying together



Project

The third Sunday of each month, we invite you to love others like Jesus loved them, visiting a hospital or an orphanage, where our children and adolescents can speak about the love of Jesus. They can take clothes, food or toys. We can also involve the Community Service of the local church.

8

Farewell

End with the theme song, invitation, instructions, challenge and prayer. Distribute the accessory of the month as they exit.



AUGUST

"The magnet of RESPONSIBILITY"

Embracing Habits

By: Janet Torres



Guide Bible Verse

Philippians 2:13 – “For it is God who works in you to will and to act in order to fulfill his good purpose.”

Specific Objectives

- Know that by fulfilling what we promise we are showing responsibility.
- Feel that God blesses those who fulfill their promises.
- Make our promises lead us to be more responsible each day.
- While they wait for the children to arrive they can have a large puzzle with bright colors that by joining their pieces say the phrase “God always fulfils what he promises;” “And I do what I promise.”

1

Meeting with Stella and Mathew

Watch video.

2

Thinking and sharing

Make questions about the video lessons.



3

Exploring together



What an interesting story! Commitments, promises, responsibility.

What do these words mean? How do they relate to each other? What does this mean for us?

A commitment is a pledge, a promise, something very serious, isn't it?

How do you feel when someone says he's going to do something and then doesn't? Like buying you an ice cream or taking you to the park. It's disappointing. The person who does not meet his or her commitments loses credibility to others instantly.

Commitments or promises are always of paramount importance. Every time you do what you said you would do you are building credibility and showing responsibility. Fulfilling our commitments and promises make us loyal to ourselves and to others.

We saw this in the story of Stella and Matthew. They, like their father, made commitments, made promises. Not only did they make promises and commitments, but they also fulfilled them.

We are sure that Stella and Matthew had studied and knew the commitments and promises that God had given in His word and also saw how God keeps His word.

There are times when we make commitments too quickly, without thinking, and then it becomes difficult to fulfill them, or we simply forget that we made the commitment or promise. Do you think this is right?

This reminds us of Christian's story.

Christian was a very smart boy who did many things: he played football, practiced athletics, played the piano, went to Chinese classes and even wrote and illustrated his own stories. He also had good grades at school because it was easy for him. But Christian had a problem. He always left tasks for the last minute and then rushed to have them completed in time. His mom knew that this was not good, and after talking to Christian, he promised his mom that he would do his homework on time.

One day, the teacher gave them a very special task tucked in a closed envelope. She told the children that they should open it that same day to read what it was and bring the result a week later.

"I'll just give a hint," said the teacher, "you'll need a whole week to do the homework, although it will only take two or three minutes a day to complete it." Besides, they couldn't comment with each other during those days. "Remember that doing the homework is necessary to pass the course."

Christian, forgetting the commitment he had made to his mom, thought that if he only needed a few minutes a day he could wait until the last moment to make it, so he left the envelope on his study table when he came home and went to train.

A week passed, and Christian opened the envelope with the task.

"But... there is nothing here!" Christian exclaimed, terrified, "what am I going to do now?"

Christian turned the paper over a thousand times, he put it in front of a lantern light to prove that it wasn't written in invisible ink and tried everything he could, but it was to no avail; the paper was blank.

He called all his friends, but none of them wanted to say anything. It was part of the rules of the task and no one wanted to breach them.

In the morning, Christian went to school with his white paper, very concerned. He did not want to repeat the course and much less for a single task.

“Good Morning” said the teacher, as she entered the classroom, “please leave your assignments on the table for me to pick up.”

When she came to Christian and saw that there was nothing, the teacher asked, “What has happened, Christian?”

“In my envelope there was but one blank sheet, teacher,” replied Cristian.

“And why didn’t you ask me?” said the teacher.

“Because I opened the envelope last night,” admitted the child.

“You see, all the children had blank sheets, but as they opened the envelope in due time, I could tell them what to do.”

“I wanted them to learn to be responsible with the tasks and duties they have to do.” “I hope you’ve learned your lesson.”

From then on, Christian attempted to be more responsible and fulfill every commitment he made to his mother. Now he tries to do the tasks as soon as he can so that the same thing doesn’t happen to him again.

Remember that fulfilling our commitments makes us responsible. If so far, we have forgotten our promises or commitments, or it is difficult for us to fulfil them, let us remember what Philippians 2:13 says: “Yes, God is working in you to help you want to do what pleases him. Then he gives you the power to do it.” Let us pray to God that we may be more accountable, that we may help fulfill our commitments and promises. He always answers our prayers and guides us every day.



Activity

Give five popsicle sticks to each child. Each child colors each of these lollipop sticks with crayons. At the end of each stick, each child will write a promise or commitment that he or she wants to fulfill. Example: "I promise to try harder at school" or "I promise to obey Mom." Each one will stick the center of the paddles together creating the shape of a star. Let them dry. Allow children to share their promises or commitments with other children.

4

Thinking together

?

Questions:

1. What things can we do to keep from forgetting the commitments we make?
2. Are there some commitments that are more important than others?
3. What commitments should be made with God?

Remember some of the commitments God has made with us.

Activity

Divide the children into groups of five. Let them sit in a circle. Each child must think of a commitment or promise he wants to make and act before the group. For example, if the promise is to try to have healthier teeth, he can act as if he were brushing his teeth. Remember, you can't talk, just act. The child is placed in the center of the circle and acts his or her commitment or promise. The child who guesses correctly will take the place to the Center and will act on his promise. This continues until each child participates in acting on his or her commitment.

5 Sharing together

Share an experience in which fulfilling your promise brought great results.

6 Worshipping together

Let us pray that God will indicate what commitments we must make and fulfill. Ask God to help us and motivate us to fulfill our commitments. Write or draw, at least one of these commitments, on a sheet of paper and pray for all of them.



Project

During this month you will try to fulfill the following commitments:

1. Keep your room clean.
2. Complete your homework on time.
3. Be nice to your siblings.
4. Save a portion of your allowance.
5. Pray every day.
6. Do at least one act of kindness every day.
7. Keep a record during the month of the times you fulfilled each of these commitments. Bring your record/ log to the next meeting.



7

Farewell

In the end we can share a snack that contains promises within it. Example:

- I promise to pray for you.
- I promise to help you.

Each child carries that promise with him. It gives him encouragement and makes him feel special.



SEPTEMBER

"The ruler of OBEDIENCE"

Increasing Trust

By: Alexis Romero



Guide Bible Verse

Colossians 3:20 – “Children, obey your parents in everything, for this pleases the Lord.”

Specific Objectives

- Motivate children and adolescents to decide to “obey with gladness”: God, their parents, and other figures of authority within the framework of those who “please the Lord”
Know: Describe or conceptualize obedience in a simple and clear manner.
- Feel: The motivation to teach and promote the value of obedience.
- Do: Decide to practice obedience at all times and circumstances.

1

Meeting with Stella and Mathew

See video to be able to apply or make references when developing your topic.

2

Thinking and sharing

Discussion of video theme.



3

Exploring together



Little Sofia's mother had been very careful in making preparations to celebrate her sixth birthday. She had bought her a beautiful pink dress that matched her white shoes with pink laces. Part of the preparations included baking a delicious apple pie, which was Sofia's favorite.

Everything was ready for the celebration. Sofia's friends and classmates were invited to the party to be held on the last Sunday of the month, in the afternoon.

When the day of the celebration came, Sofia's mother and some friends were in the backyard putting the tables and setting the place for the party. Meanwhile, Sofia was in the living room playing and imagining the arrival of the guests to celebrate her birthday.

Suddenly, the delicious apple pie her mother had baked with great care came to her mind. She remembered that the pie was in the freezer, so she went to the kitchen and went straight to the freezer. She opened the door and looked with great and astonished eyes the delicious pie and felt the temptation to take a taste. At that moment she remembered her mother's words: "Sofia, you must wait until the time of the celebration to try the apple pie."

For a moment she was ready to wait until the time of the celebration. But the temptation to "taste" the cake was stronger than her will to obey. She put her finger into the pie and placed it to her mouth. It caused so much pleasure... that "taste"... that she continued eating and eating. Before she realized, she had already eaten a large portion of the pie. At that moment her mother entered the kitchen and found her with the remains of the pie in her hands and mouth.

The celebration continued; but there was no pie at the end of the party, which greatly saddened Sofia, who realized that by her “disobedience” the children did not have the opportunity to try the delicious apple pie that her mother had prepared. She felt guilty about disobeying her mother.

When the party ended, Sofia’s mother took her to the bedroom and reminded her of the advice of the Apostle Paul, who says: “Children, obey your fathers in everything, for this pleases the Lord” (Colossians 3:20). And to help her reflect on the events of that day, he taught her a secret “key” that she should remember every time she felt tempted to act against the will of God or her mother’s: “OBDC / OBDNs.”

To strengthen the value of obedience in her life, her mother told her the story of Adam and Eve, and the terrible consequences their disobedience brought to this world. They had to leave the Garden of Eden with much sadness, but with hope in God’s promises. She also learned that Jesus, for the love of humanity, decided to pay with His own death on the cross, the consequences of that disobedience.

Sofia, that night before bedtime, learned the important lesson that disobedience brings negative consequences, such as the feeling of guilt and sadness. She understood the meaning of the key: OBDC/OBDNs, and learned that the best way to go is the path of obedience, the one that Jesus travelled. Sofia apologized to her mother for disobeying her and together they prayed to Jesus to ask Him for forgiveness and for help to be a loving and obedient child of Jesus.

After this experience, Sofia was very excited about the idea of sharing with her friends and companions the value of obedience. And not to forget it, she repeated over and over again the “secret key” OBDC / OBDNs.

4 Thinking together



Questions:

1. How can obedience be explained so that it becomes clear and understandable?
2. What principles are close to obedience?
3. What motivates us more to obey: love of rewards or fear of punishment?
4. In what ways can we encourage others to be obedient, no matter the consequences?
5. How do we feel when we have disobeyed?
6. What advice would you give to a boy or girl who has disobeyed and feels guilty or sad?
7. What Biblical examples can we consider to remember the consequences of obedience and disobedience?

5 Sharing together

We are now going to share some personal, family or community testimony that we have experienced in practicing the value of obedience during this month.

What did the talking backpack say this month?

What else can we do to encourage and inspire others to obey and to promote this value to those around us?

What else can we do in favor of those who are struggling to practice this principle?

6 Worshipping together

Today we are going to pray that God will help us to be obedient and that we can inspire others to practice this value. We will receive some requests and pray together.

7 Enjoying together

How easy or difficult is it to obey? – Ask those present to share with each other some specific ideas. After a while, say: “FREEZE”. Emphasize how many obeyed the order.

Project

Create a personal, family or community project that each participant must develop in a personal way so that it can be shared in the “Share Together”.

8 Farewell

Finish with the theme song, instructions, invitation to the next program and final prayer. Hand out the accessory of the month while they are exiting.



OCTOBER

"The pencil of INTEGRITY"

Writing Unbreakable Lines

By: Kenia Almánzar



Guide Bible Verses

Hebrews 10:24 – “And let us consider how we may spur one another on toward love and good deeds.”

Ephesians 5:1 – “Follow God’s example, therefore, as dearly loved children”.

Specific Objectives

- Know that integrity is a value that we must apply every day to be complete as Jesus was.
- Feel that practicing integrity daily brings you closer to God.
- Make integrity an essential value of my life.

1

Meeting with Stella and Mathew

Watch video.

2

Thinking and sharing

Discussion of video theme.



3 Exploring together

INTEGRITY

Hebrews 10:24, Ephesians 5:1 (story based on these verses)

The verses today remind me of the story of a woman named Tabitha or Dorcas, who lived in a city called Joppa, according to the story in Hebrews 9:36-42. Everyone who knew Tabitha knew that she was constantly doing charity work, on behalf of the widows and others in need. The people loved Tabitha because her life was filled with love and good deeds. But one day she got sick and later died, causing great sadness in the hearts of those who received demonstrations of her love. And yet God did a great miracle through the Apostle Peter. Tabitha was resurrected by the power of God to the joy of her relatives and friends, as well as for others to believe in God because of what God did for her and through her. Tabitha was an example of a life that showed the integrity of which the Bible speaks and which Jesus also modeled.

Persons with integrity act in love and do good all the time and to all people. That is why they do not lie, they do not steal, they do not kill, they don't discriminate, and they do not hurt anything or anyone.

It's amazing that when we live like this, we inspire others to do the same. That is what the Bible refers to when it says in Hebrews 10:24 that we encourage one another to love and



good deeds. In your backpack you have a pen. It's called 'The Integrity Pen'. It is there to remind you that, as a disciple of Christ, you must imitate the way He lived because you are a beloved son of God. Jesus always did good, loved everyone and He did it to the end by giving his life for us on the Cross of Calvary.

Tabitha did it also because she was a disciple of Christ. And now it is your turn to live with integrity so that all see in You the love of Jesus and want to be like you in the way you treat others and the good you do all the time.

Integrity

The person who lives with integrity is similar to an indelible pen that draws lines that no one can then break.

4 Thinking together

We already know how important it is to be a boy or a girl with integrity and loyalty to God. But it is not enough that we know; it is important that we practice it daily. Although this requires that we strive day by day to achieve it, I assure you that it is worthwhile. Have you ever wondered what is required to be integral? How does Jesus help us to be complete if He gives us freedom to do what we want? Now let's split up into groups, choose a leader who will present your group's answers to each question, each group presents their answers in writing. The teacher will be going through each group and can give you ideas. The section will be closed with the answers presented by the leader of each group. Maximum 3 groups.

5

Sharing together

Last month we enjoyed the subject of obedience and I am sure you learned a lot about this important issue. Now I would love to have some testimonies about your experience with obedience. Who wants to tell us how your backpack spoke?

After the children express themselves, finish the section according to the testimonies presented, highlighting the importance of the people who were impacted by your backpack.

6

Worshipping together

Right now, we are going to divide in teams of two according to the colors of their clothes and pray (example, those who are dressed in blue will be a prayer team). We will pray for the following objectives:

- a.** That Jesus will help us to be whole/complete always, especially when we are alone.
- b.** That we can be complete even if our friends decide not to be.
- c.** That we may be courageous not to give in to pressure and to stand upright before God and human beings.

These objectives suggest that children write them on paper so that they can stick them in their room and continue to pray for them in their homes.

We will close this section by singing the theme hymn or a chorus about prayer.

7 Enjoying together

Writing lines. We're going to work on a special craft today. We will make a card using our integrity pencil and decorate it to our liking. We will write those lines that Psalm 84:11 point out, and choose seven (7) people from our surroundings and give the cards away and ask them to do the same.



Project

- 1.** *At the next meeting you must share your experience, how you felt and what the people who gave you the card told you. The objective here is to promote the culture of integrity and to congratulate those who stand out as having integrity.*
- 2.** *When you go to the store, look at the things that are real and those that are artificial. Make a list of them. We'll see who will be the winner by having the longest list.*

8

Farewell

The closing of the program should be done in a festive environment, because each of the participants will receive their PIN or patch of integrity. The teacher must encourage the culture of integrity so that children become motivated to engage others in practicing integrity.



NOVEMBER

"The badge of OPTIMISM"

Identifying Ourselves Positively

By: Debra Henry/MDR



Guide Bible Verses

Mathew 25:40 – “The King will reply: “Truly, I tell you, whatever you did for one of the least of these brothers and sisters of mine, you did for me”.

1 Chronicles 16:34 – “Give thanks to the Lord for he is good; his love endures forever.”

Luke 14:13-14 – “But when you give a banquet, invite the poor, the crippled, the lame, the blind, and you will be blessed”.

🎯 Specific Objectives

- Know that optimism produces acceptance and kindness. These do not depend on the challenges that a person has to face daily. To know that the acts of kindness do not go unnoticed before God and enrich the one who gives.
- Feel love for those with special needs by recognizing the similarities between us and our responsibility before God.
- Make them discover ways to help people with special needs and let optimism become a habit.

1 Meeting with Stella and Mathew

Watch video on bullying.

2 Thinking and sharing

Discuss the content of the video.



3

Exploring together

God is ready to teach us the importance of every human being, regardless of his condition, and His desire to restore it. In the Bible we find many examples of how Jesus sympathized with those less fortunate, giving us a safe and worthy example.

Luke 13

10 On a Sabbath Jesus was teaching in one of the synagogues;

11 and a woman was there who had been crippled by a spirit for eighteen years. She was bent over and could not straighten up at all.

12 When Jesus saw her, he called her forward and said to her:

—Woman, you are set free from your infirmity.

13 Then he put his hands on her, and immediately she straightened up and praised God.

**Acts 3**

One day Peter and John were going to the temple at the time of prayer—at three in the afternoon. **2** Now a man, who was lame from birth was being carried to the temple gate called Beautiful, where he was put every day to beg from those going into the temple courts. **3** When he saw Peter and John about to enter, he asked them for money. **4** Peter looked straight at him, so did John, then Peter said:

—Look at us!

5 So the man gave them his attention, expecting to get something from them. **6** Then Peter said:

—Silver or gold I do not have, but what I do have I give you. In the name of Jesus Christ of Nazareth, walk.

7 Taking him by the right hand, he helped him up, and instantly the man's feet and ankles became strong. **8** He jumped to his feet and began to walk. Then he went with them into the temple courts, walking and jumping, and praising God. **9** When all the people saw him walking and praising God they recognized him as the same man who used to sit begging at the temple gate called Beautiful, and they were filled with wonder and amazement at what had happened to him.



4 Thinking together

Acceptance is not something you learn in a single class. Acceptance is not a cliché for talking from time to time. Acceptance is an important moral and spiritual daily value, which declares that the person is actually real important. Accepting others and teaching children acceptance begins with the parents, as the greatest influence on children's lives.

What parents say and how they react, the flipped eyes and facial expressions, things that are not heard but are seen, are learning filters in the minds of children that will determine for them what is good and what is bad. It's that simple. A thorough education can overcome group pressure. Educating children about acceptance of others and themselves creates a sense of justice and when you have a sense of justice you create a greater and kinder world.

As a parent or teacher:

- Think before you speak
- Do not use harsh or derogatory words to describe a person.
- Imagine that person is you.
- Show acceptance daily.
- Teach children compassion and empathy.
- Teach children that each person is unique.
- Teach children that people have different ways of thinking.



5

Sharing together

Divide those present in groups according to the number of students. Ask them to discuss the following questions and then a representative from each group to give the group's answer to an assigned question.

**Questions:**

1. What does acceptance mean?
2. In what ways do you show acceptance to others? How is it "yes" and how is it "not".
3. How do you react when a companion ridicules your opinion?
4. What is your reaction to the differences between you and older people?
5. What is your reaction to people with mental and/or physical challenges?
6. How do you treat children who are younger than you? Why?
7. How do you treat animals?
8. A new student arrived at your school. He is shy and has a relationship problem. What do you do: Do you join the group that wants to make life impossible for him, or are you looking for a way to befriend him? Why "yes" or why "not".

6 Worshipping together

After identifying your position about the above questions, put your heart in the place of that person and make the necessary changes. Ask God to help you become an agent of optimism and acceptance wherever you may be.

Have a prayer and call for change and practice.

7 Enjoying together


Activities for children with special needs.

The social skills needed to relate to others are not always taught, and children with special needs have a greater difficulty identifying them. Understanding emotions is important for relationships.

Take time to discuss “The wheel of Colors of Emotions”. Have a copy of it and choose one of the emotions. Talk about your definition and situations when this emotion can be experienced. You can also make an imitation or drama about it for better understanding.

To close, let each student draw how he sees the emotion. This drawing can be concrete or abstract.

Emotion cards



Buy a series of cards with facial expressions, or make your own by sticking to pictures of expressions on cards. You can also have a poster with the names of the different emotions. Make a role-playing game in which a student acts the emotion, and the other tries to guess the emotion represented.

You can also encourage students to draw with a marker the emotion they are feeling. If you circulate an emotion of sadness or anger, you can express ways of changing the emotion. These activities for children with special needs matching emotions with social cues such as facial expressions.



Project

- I.** *Investigate the types of disabilities that exist:*
 - *The limitations that children with different disabilities have in relation to movement, communication, learning and personal care.*
 - *How you can help them.*
 - *Additional points if you prepare a PowerPoint, album, or presentation of any kind to present it.*
 - *Make a new friend with special needs.*
 - *Participate in an event of children and adolescents with special needs.*

- 2.** Look in your closet, toy box or in your bedroom, those things that you do not use or that you know someone needs, and give to a charitable agency, hospital, or specifically to people who need. Do this with your parents' consent. **Practising generosity and living content with less, will make you feel useful.**

Place a mark on the square indicating the number of times that:

<i>You are happy with what you have</i>	<i>You feel jealousy and envy of others</i>
<i>You are grateful at all times</i>	<i>You feel unsatisfied or unhappy</i>
<i>You are happy when others have good things, even though you don't have them</i>	<i>You compare yourself with others</i>
<i>You are willing to share what you have</i>	<i>You are not willing to share what you have</i>



Farewell

End with the theme song, instructions, invitation and final prayer.

Distribute the accessory for the month at the door as they exit.



DECEMBER

"The card of GOODNESS"

Sharing The Love Of God

By: Rosalinda De Gracia

Guide Bible Verses

Galatians 6:10 – “Therefore, as we have opportunity, let us do good to all people, especially to those who belong to the family of believers”.

1 Timothy 6:18 – “Command them to do good, to be rich in good deeds, and to be generous and willing to share”.

Specific Objectives

- Know that they have a mission to fulfill: He/She should help others.
- Feel that his actions are important.
- Make others feel happy.

1

Meeting with Stella and Mathew

Watch video.

2

Thinking and sharing

During the year, from this talking backpack we have seen different types of seeds: truthfulness, courtesy, respect, gratitude, forgiveness, punctuality, service, responsibility, obedience, integrity, optimism, and today we will see the last, the seed of goodness!

This seed is special! It has a certain appeal that provokes imitation.

If it is planted in your mind and in your heart, its power will be so great that it will make you grow very tall and strong, like a cedar or an oak tree.



What is Kindness?

- It is the inclination to do good.
- Quality of goodness.
- It is one of the qualities that best reflects a person.

Listen closely to what the Bible says to us in Galatians 6:10

“Therefore, as we have opportunity, let us do good to all people, especially to those who belong to the family of believers.”

What does this verse mean? I will answer you like this: God wants to give divine touches of kindness in the world using your hands - giving hugs, clapping of recognition; Your mouth - through words of encouragement and consolation; Your eyes - with a look of peace and love.

If you smile at someone, you are kind. If you help a person, you are kind. Every time you do good or you are considerate, you are being kind, and this effort to do good to others will turn into blessings for yourself.

“There is no more noble work in this world than to support another human being.”

Alan McGinnis

In the book *Steps to Christ*, page 118, its author, Ellen G. White, says it in the following manner:

“The selfless work of others gives to the character, depth, firmness and an affability like that of Christ;”
“and brings peace and joy to the possessor.”

In other words, when I help another person, I am helping Jesus and will feel much happier.



3 Exploring together

Story

At Christmas time, it was customary in the Arjona family for each child to look for one of his toys that was in good condition. It was cleaned, new batteries were put in, if required and it was placed in a beautiful box, between silk paper. It was then wrapped with gift paper and tied with a beautiful bow, and it would go to some poor child.

Mr. Arjona wanted to teach his children to share and above all, he wanted them to experience the joy of sharing.

Martita shook her head in a negative way.

“Mom, I don’t want to give any presents. I’ve been giving toys to Lorena for two years and she hasn’t given me any; this year I will not give away anything.”

“Dear daughter, said her mother softly, “do not forget that for Lorena everything is very difficult. Her mother is sick and her father with the little money he earns makes sure that it is used for medicines and food for his family. Martita, do you give your gift with the idea of receiving gifts?”

After thinking a little and looking at the floor, Martha responded, “I think so.”

“Come with me, Martha,” and her mother walked to the garden where there were beautiful flowers. They found a place to sit and the mother said: “My dear child, you will never be happy if you give to receive. That’s called selfishness, and selfish people are never happy persons. They always want more, more and more. That is why God tells us in Acts 20:35 “it is more blessed to give than to receive.”



Look in 2 Corinthians 2:7. There the apostle Paul tells us “**God loves a cheerful giver.**”

Do you know what that means? It means we give because we want to give. You read that God loves a cheerful giver, not the grumpy giver.”

“Mom, does Jesus get happy when we give away?”

“Yes, daughter. He gives us so many beautiful and healthy things every day.” (air, sun, rest, family, food, etc.)

“Oh, Mama! God is so good! You know what? I’ll take my Christmas present to Lorena. I’m sure it’s the first time she will have such a pretty doll!”

4

Thinking together



Questions:

1. What is being kind?
2. Were you kind today? With whom? What did you do?
3. When we discover that a person needs help, how do we react? Are we looking for excuses?
4. What do you think of bullying? Is it good? Is it bad? Why? Do you know someone who is a victim of this behavior? What are you going to do about this?

5 Sharing together

This section is dedicated to testifying of personal, family or community impact.

How do you like to be treated? (in school, in church, among friends ...)

6 Worshipping and enjoying together

Ask the groups formed during the year due to the backpack program to come forward. It is time to mention those who brought more friends and were constant during the year.

Have testimonies of achievements.

Have a special prayer for each original child/young person and his or her group.

Commitment ceremony for the values learned.

Follow up with baptismal classes for those who have not decided during the year.

Project

?.

1. ?, etc.

7 Farewell

Sing the theme song, take a group photo, make an invitation for a special church program. The last accessory and a series of cards will be given to distribute to friends and oather persons. Finish with a prayer.

MY PLEDGE

I _____

Commit to
continue practicing the values
learned during this year, so that I
can be like and live like Jesus,
Demonstrating love, compassion
and respect to God and others,
including God's creation,
Immitating Jesus and inviting
others to follow Him so that
together we may live with Him
for eternity.

I do this, in the name of Jesus.

Personal Information Record Sheet

Missionary program "The Talking Backpack"

Each participant should fill out this data sheet that will remain in the possession of the Children and Adolescents Ministries Director of the Church for registration and for future reference. The total number of participants should be recorded monthly.

Name of Participant:	
Age:	Sex: M o F (circle)
Address:	
Email:	
Telephone:	
Name of parents or guardians:	
Church Member: Yes or No (circle)	Baptized: Yes or No (circle)
Church to which participant belongs:	
Conference/Mission:	
Pastor's Name:	

Personal Monthly Record

Name of participant _____

Age _____

This sheet should be handled monthly to maintain a record of the missionary work of each participant. When registering, they should note the number of visitors that each brought as this will be considered for the closure of the program.

MONTH	NUMBER OF VISITORS/COMPANIONS
January	
February	
March	
April	
May	
June	
July	
August	
September	
October	
November	
December	

Monthly Church/Conference Report Sheet

Month _____

Church
Name of Church Pastor
Name of Church Children and Adolescents Ministries Director
Address
Telephone
Email
Total Adventist children present
Total non-Adventist children present
Total Adventist adolescent present
Total non-Adventist adolescents present
TOTAL ATTENDANCE

Share an impact testimony during the month as a result of the missionary effort of "The Talking Backpack".

Person in charge of follow-up _____

Send a copy of this sheet to Department of Children and Adolescent Ministry of your Conference/Mission who must send it to the corresponding Union to inform the Department of Children and Adolescent of the Inter-American Division via email (riveradi@interamerica.org). Thank you!

